



**PERIODONTICS CASE
ALBUM**



Flap Surgery

Flap surgery



Pre operative



Pre Operative Radiographs



Flap elevation & curettage



Flap Sutured



Post Operative



Bone grafting

Bone Grafting with Platelet Rich Fibrin



Pre-operative



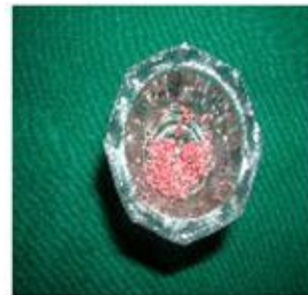
Full Thickness flap elevated



PRF Preparation



PRF Gel



PRF and Bone graft



**Bone Graft Placed
In Defect Site**

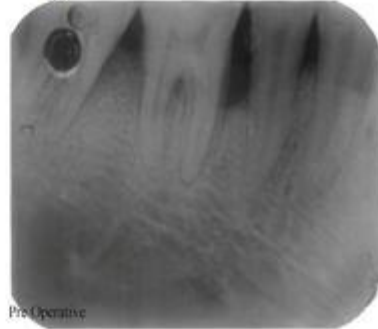


Post Operative

Bone Grafting with Allograft (Perio glass)



Pre-operative



Pre-operative Radiograph



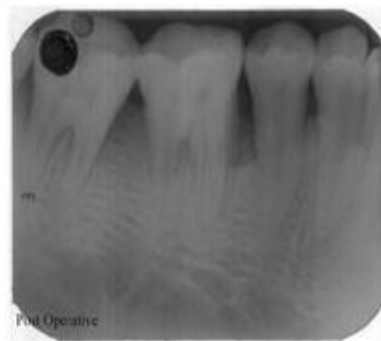
**Infra bony defect
measurement**



Perio glass bone graft placed



Post operative



Post operative Radiograph



*Mucogingival
Surgery*

Frenectomy



Pre-operative



Frenal Excision



Frenum Excised



Suture placed



Post operative

Ridge Augmentation with Allograft (Osteora)



Pre- operative



Full thickness flap elevation



**Bone graft mixed
with Osteora**



**Bone graft placed in
the defect site (24)**



**Bone graft and GTR membrane
placed in the defect site (24)**



Post operative

Bridge flap



Pre-operative



Incision Placed



Flap sutured



Post-operative

Bridge Flap



Pre-operative



Incision placed



Flap sutured



Post- operative

Root Coverage With Platelet Rich Plasma



Pre-operative



Flap Elevated



PRP + Collagen



**Graft placed
at defect site**



Flap Sutured



Post-operative

Socket Preservation



Pre-operative



Socket Prepared



Bone graft placed



**Free gingival
Graft placed**



Post operative

Crown Lengthening



Pre operative



Post operative

Depigmentation of Gingiva



Pre operative

**Depigmentation of
the Gingiva**



Post Operative

Root Coverage with Connective Tissue Graft



Pre operative



Site of Connective graft excised



Connective tissue graft



Connective tissue graft placed in Gingival recessed region



Sutures Placed



Post operative

Coronally Repositioned Flap



Pre operative



Incision placed



Full thickness flap elevated



Flap sutured



Post operative

Connective Tissue Graft



Preoperative



**Connective tissue graft
Harvested**



**Connective tissue graft
Placed at recipient site**



Post-Operative

Pouch And Tunnel Procedure



Preoperative



**Connective tissue graft
Placed in the pouch**



Flap sutured



Post- Operative

Extended mesh connective tissue Graft



Pre-operative



Flap elevation



Extended CTG



Graft Sutured

Flap Sutured



Post-operative

Connective Tissue Graft



Pre-operative

Flap elevation



Connective Tissue Graft



Graft Sutured

Flap Sutured



Post Operative

Root Coverage Using Emdogain



Pre Operative

Flap Elevation



Emdogain Applied



Flap Sutured



Post Operative

Vestibular Deepening Procedure



Pre Operative



Operative



Operative



Flap Sutured



Flap Sutured

Root Coverage Using GTR and Bone Graft



Pre Operative



Flap Elevation



Decortication of Bone



Placement of
Bone Graft



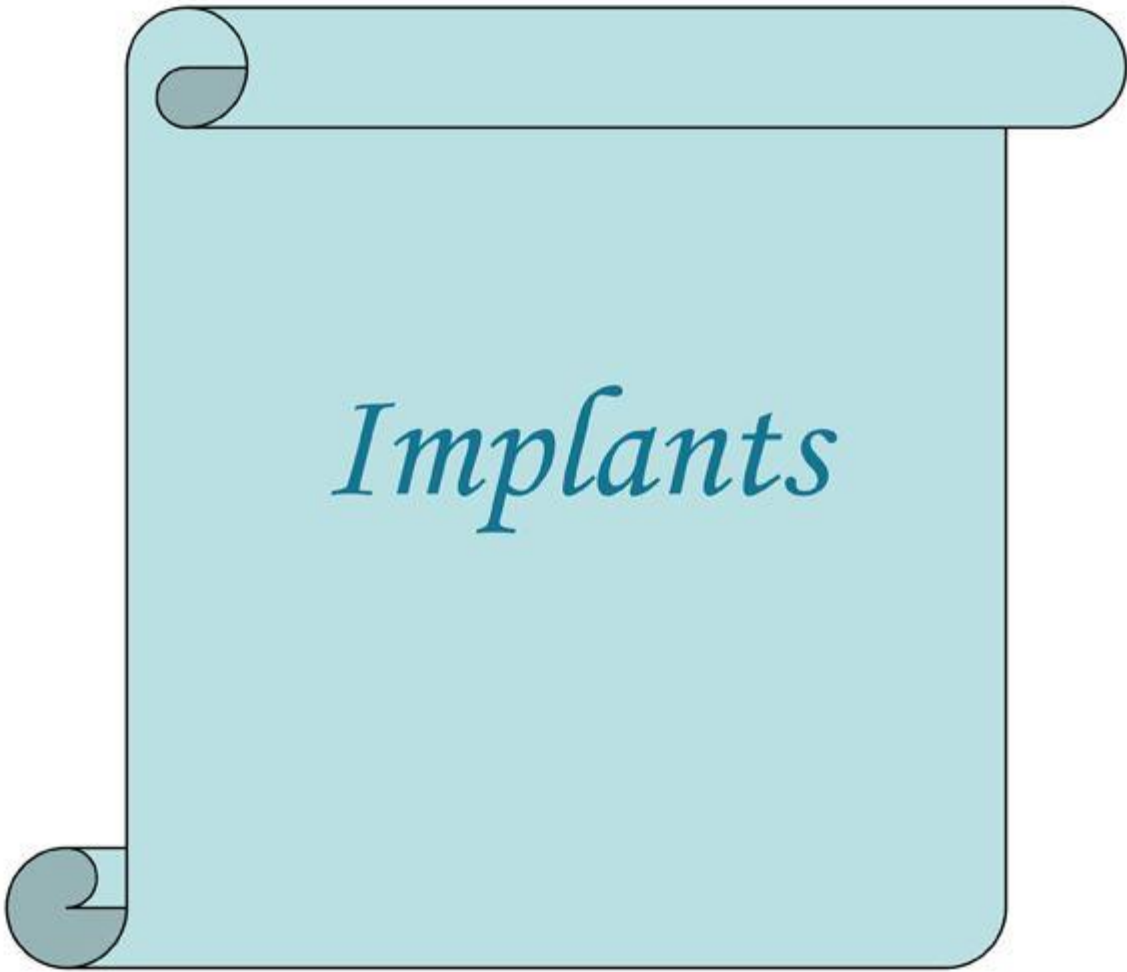
GTR Membrane Sutured



Flap Sutured



Post Operative



Implants

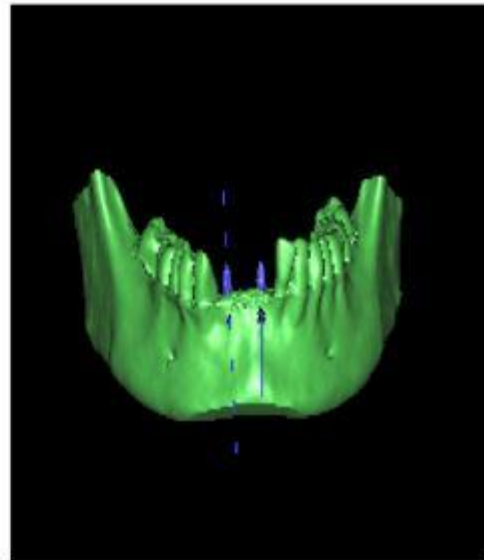
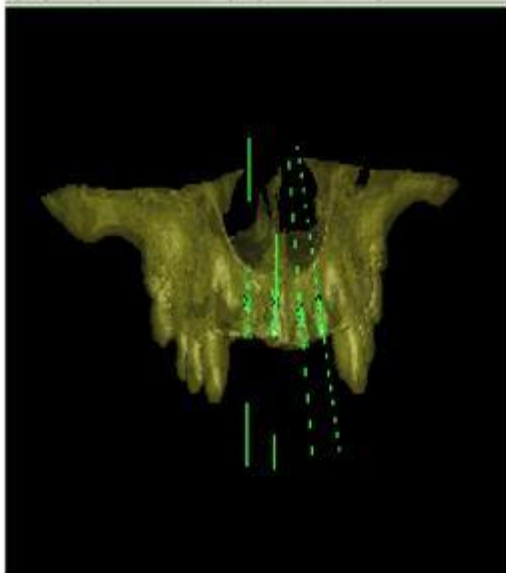


Pre Operative



Post Operative

3D Software Analysis



Implant screw placement- Maxilla



Implant screw placement- mandible



Removable prosthesis



Healing cap placement



Abutment screw & Prosthesis

